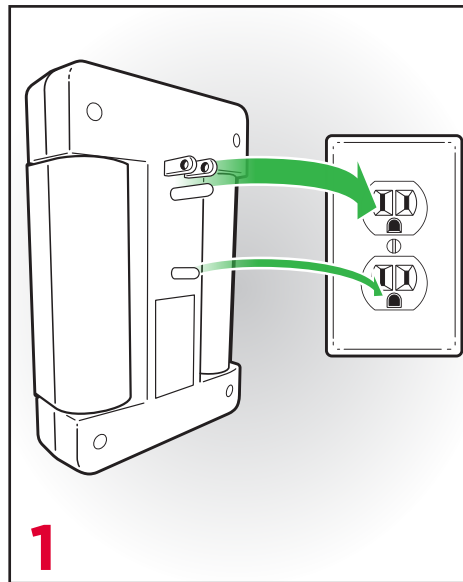

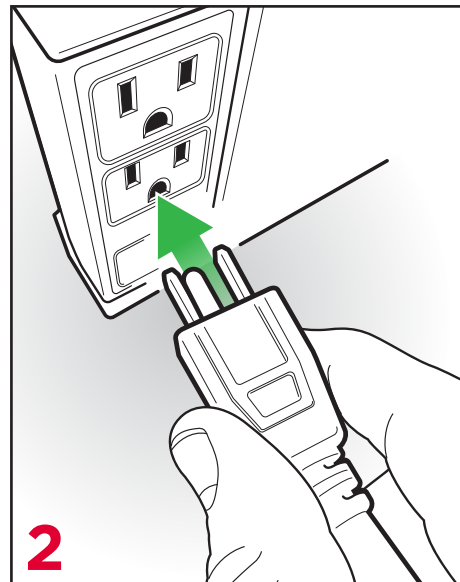


# CONNECTING TAMPER RESISTANT OUTLETS

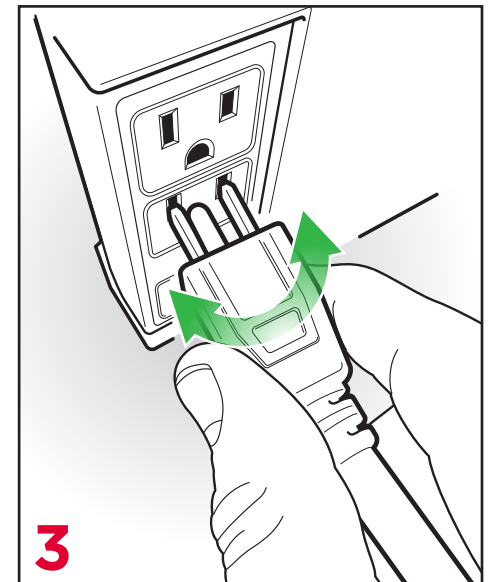
This surge wall tap has been designed with safety in mind. It includes tamper resistant (TR) outlets with internal shutters that prevent accidents and block foreign objects. Here are some tips for connecting equipment:



**1**  
Securely plug your Premier Surge Protector Wall Tap into a grounded wall outlet.



**2**  
Plug connected equipment into one of six (6) outlets. Resistance may be experienced when first connecting equipment due to the internal shutters of TR outlets.



**3**  
To help with connection, apply modest pressure and move prongs from side to side while plugging in to an outlet.

**CyberPower®**

#### TECHNICAL SUPPORT

Please contact our Tech Support department with installation, troubleshooting, or general product questions.  
Phone: 1-877-297-6937  
Email: [tech@cpsww.com](mailto:tech@cpsww.com)  
Hours of operation:  
Monday - Friday 7:00am - 6:00pm CST